

## Instructions for Use (IFU) – Sterile Single-Use Dental Diamond Burs (NeoDiamond®)

### CAUTION:

Rx Only. These instructions, in whole or in part, are not a substitute for formal training in diamond dental burs. Appropriate professional education is REQUIRED prior to using this device clinically. NeoDiamond burs are intended to be used by qualified dental practitioners in dental clinics, hospitals, labs, or schools for dental applications.

### DESCRIPTION:

Microcopy NeoDiamond burs are manufactured from a single piece of high-quality stainless steel plated at the operational end with a natural diamond grit. The diamond burs are further plated with a unique protective coating formula some of which contain a gold plating. The range includes patterns designed to meet the needs of all surgery and laboratory applications. The burs are packed in a plastic pouch in a dedicated cleanroom facility and terminally sterilized using Gamma Irradiation.



The diamond burs fit into a dental handpiece, which provides rotation, allowing the user to cut or finish dental materials.




### INDICATIONS

NeoDiamond burs are indicated for anyone requiring cutting or finishing of dental materials. NeoDiamond diamond burs are intended to cut and finish a wide variety of materials encountered in dentistry. These include tooth material such as enamel, dentin and bone, dental materials such as amalgam, composite, glass-ionomer cements, polymer and ceramics and precious and non-precious alloys.

### CONTRAINDICATIONS TO USE

Use of Microcopy NeoDiamond is contraindicated on any patient who is allergic to any of the components of the product.

### CLINICAL WARNINGS

- Microcopy NeoDiamond are single-use. Attempts to re-process or re-sterilize will adversely affect the device's performance. 
- Do NOT** use the product if the package is opened or damaged. 
- Do NOT** use the products after their stated expiration date. 
- Do NOT** use the product if the diamond grits or shanks are damaged.
- Do NOT** use excessive force to as this may cause the bur to break which may lead to patient injury.
- Do NOT** exceed maximum speed as this may generate undesirable heat.
- Always keep track of lot numbers of NeoDiamond to ensure traceability.

Failure to follow these instructions may cause the diamond bur to become dull, break, or become contaminated and result in the following: infection, preparation site damage, injury to the patient or user, or possible aspiration or swallowing of the diamond burs.

### CLINICAL USE AND PRECAUTIONS WARNINGS:

- Protect patient's eyes and vulnerable tissues when using these diamond burs.
- Clinicians should wear eye protection and facemask when using diamond burs.
- Surgical masks shall be worn to avoid inhalation of aerosol and/or dust generated during the procedure.
- Carefully read package labels to ensure use of the appropriate device. Failure to do so may cause procedural delays or patient or user injury.
- Follow the hand piece manufacturer's instructions for use and maintenance and service all hand pieces appropriately.
- Ensure handpieces are maintained in good working order and remain correctly lubricated at all times to ensure maximum effectiveness of the device. Failure to properly maintain handpieces may lead to procedural delays or injury of the patient or user, aspiration or swallowing of the device or damage to the preparation site due to vibration of a worn chuck or turbine.
- Handle packaging and product with care to ensure sterile barrier is maintained.
- If the package is damaged or unintentionally open prior to use, the bur must not be used and be immediately discarded.

## Instructions for Use (IFU) – Sterile Single-Use Dental Diamond Burs (NeoDiamond®)

- i) For aseptic preparation open pouch immediately before use to prevent contamination.
- j) To open, hold the bur in the pouch by the operative end, push the shank end through the plastic to insert into handpiece collet and tighten before releasing the grip on the operative end and discard empty pouch.
- k) Ensure the bur is fully seated and securely gripped in the handpiece collet prior to use. Failure to do so may cause the device to “walk out” of the handpiece and may lead to injury of the patient or user or aspiration or swallowing of the device.
- l) Never force a bur into a handpiece as this could cause damage to the handpiece collet which could result in procedural delays.
- m) When using short burs (up to 20mm in length) make certain the head/diamonds to not come in contact with the chucking mechanism. Short burs are recommended to be used with a mini handpiece.
- n) Prior to use inspect the bur for broken and/or damaged grit, discard any potentially defective burs. Do not use worn-out or dull devices.

Discard any damaged diamond burs immediately.

- o) Before use, run the handpiece to check for any abnormalities including overheating.
- p) Do not apply excessive pressure on the bur as this could cause undesirable heat and/or may cause the bur to failure.
- q) Move the bur continuously when in use to avoid localized heating and/or damage to the bur. Undesirable heat generation can cause patient discomfort, tooth or tissue necrosis, or patient burns.
- r) Avoid removing the bur at too sharp an angle to avoid leverage and breakage which could cause patient or user injury.
- s) When cutting off zirconia crowns or using for endo access on zirconia, apply high water spray (>25ml/min) and use a light touch for pressure. Failure to do so may generate undesirable heat which may lead to damaged tooth pulp.
- t) Never exceed the maximum speeds as shown in the table below as this may generate undesirable heat.

Instrument head diameter 01/10 (mm) - ISO	Maximum permissible speed (RPM)	Recommended operational speed (RPM)
007 - 010	450,000	100,000 - 220,000
011 - 014	450,000	70,000 - 220,000
015 – 018	450,000	55,000 - 160,000
019 - 023	300,000	40,000 - 120,000
024 - 027	160,000	35,000 - 110,000
028 - 031	140,000	30,000 - 95,000
032 – 040	120,000	25,000 - 75,000
041 – 054	95,000	15,000 - 60,000
055 – 070	60,000	12,000 - 40,000
080 – 100	45,000	10,000 - 20,000

### STORAGE (PRE-USE):

- Store in a dry and clean environment **at ambient temperature**. Protect instruments in general against chemicals, acids, heat and extreme temperature variations.
- Improper storage conditions will shorten the shelf life and may cause product to malfunction.

### DISPOSAL:

- Each diamond bur must be disposed in a biohazard sharps waste container.
- Each unused diamond bur must be disposed in a sharps waste container.

### STERILE PRODUCT SHELF LIFE:

- On the provision that appropriate storage and handling practices are applied to all unopened pouches, product sterility will be maintained for five (5) years unless sterile package is opened or damaged.

## Instructions for Use (IFU) – Sterile Single-Use Dental Diamond Burs (NeoDiamond®)

- Sterile provided products are labeled with their expiry date.
















**TRACEABILITY:**

- Each package includes **Lot number** LOT on its label.
- This number must be quoted in any correspondence regarding the product.




**NOTICE:** If a serious incident has occurred in relation to the device, the incident shall be reported to the manufacturer and if applicable, the competent authority of the Member State in which the user and/or patient is established.

To request a paper IFU free of charge, please contact Microcopy at [sales@microcopydental.com](mailto:sales@microcopydental.com) or 800.235.1863, and an IFU will be delivered within seven (7) days.

**APPLICABLE SYMBOLS:**

	Manufacturer	Indicates the medical device manufacturer.		Do not re-use	Indicates a medical device that is intended for one use, or for use on a single patient during a single procedure.
	Do not use if package is damaged	Indicates a medical device that should not be used if the package has been damaged or opened.		Do not re-sterilize	Indicates a medical device that is not to be resterilized.
<span style="border: 1px solid black; padding: 2px;">LOT</span>	Batch Code	Indicates the manufacturer's batch code so that the batch or lot can be identified.		Sterilized using irradiation	Indicates a medical device that has been sterilized using irradiation.
	Use-by date	Indicates the date after which the medical device is not to be used.		Consult instructions for use	Indicates the need for the user to consult the instructions for use.
	CE marking	Indicates European Conformity Mark.		Authorized European representative	Indicates the Authorized representative in the European Community.
	Keep Dry	Indicates a medical device that needs to be protected from moisture.		DEVICE for professional use only	(ref US FDA CDRH) Indicates device shall only be used by a trained professional.
<span style="border: 1px solid black; padding: 2px;">MD</span>	Medical Device	Indicates device is designed and intended for medical use.	<span style="border: 1px solid black; padding: 2px;">REF</span>	Catalog Number	Indicates the manufacturer's catalog number so that the medical device can be identified.
	Single Patient – Multiple Use	Indicates a medical device that may be used multiple times in a single operation.		Max speed	Indicates Max speed
	Wear eye protection	Indicates that eye protection must be		Wear a mask	Indicates that a face mask must be worn.

## Instructions for Use (IFU) – Sterile Single-Use Dental Diamond Burs (NeoDiamond®)

		used.			
	Date of Manufacture	Symbol for date of manufacture.		Importer	Indicates the entity importing the medical device into the locale
	Distributor	Indicates the entity distributing the medical device into the locale			

**CONTACT INFORMATION:**



**Microcopy**  
 3120 Moon Station Rd. NW  
 Kennesaw, GA 30144, USA  
[sales@microcopydental.com](mailto:sales@microcopydental.com)  
 800.235.1863



**Obelis s.a.**  
 Bd. Général Wahis 53  
 1030 Brussels, Belgium  
[mail@obelis.net](mailto:mail@obelis.net)  
 + (32) 2. 732.59.54



**REVISION HISTORY:**  
 Revision 8  
 Date of Issue: 20Sep2021